

Cooperative learning in higher education: differences in perceptions of contribution to the group

**Francisco Jareño¹, Juan José Jiménez²
and M. Gabriela Lagos³**

1. University of Castilla-La Mancha (UCLM), Spain | Francisco.Jareno@uclm.es

2. University of Castilla-La Mancha (UCLM), Spain | Juan.Jimenez@uclm.es

3. University of Castilla-La Mancha (UCLM), Spain | Gabriela.Lagos@uclm.es

Submitted in: September 2013

Accepted in: February 2014

Published in: May 2014

Recommended citation

Jareño, F., Jiménez, J.J. & Lagos, M.G. (2014). Cooperative learning in higher education: differences in perceptions of contribution to the group. *RUSC. Universities and Knowledge Society Journal*, 11(2). pp. 66-80. doi <http://dx.doi.org/10.7238/rusc.v11i2.1936>

Abstract

This document analyses cooperative learning in a working group using a problem-based learning methodology. We also evaluate if the perception that each member of the group has of his/her contribution to cooperative learning is greater or lesser than that observed by his/her team-mates. Different elements of the work carried out in the group are analysed, such as the effective effort made, their participation, the organisation of the group, cohesion, communication, and the overall perception of their involvement in the cooperative learning and work. It is observed that the students perceive their contribution as greater than that perceived by their team-mates, although we find slight differences depending on the elements analysed.

Keywords

cooperative learning, interdisciplinary approach, problem-based learning (PBL), higher education

Aprendizaje cooperativo en educación superior: diferencias en la percepción de la contribución al grupo

Resumen

Este documento analiza el aprendizaje cooperativo en un grupo de trabajo en el que se utiliza metodología del aprendizaje basado en problemas. Además, se evalúa si la percepción que cada componente del grupo tiene de su aportación al aprendizaje cooperativo es mayor o menor que la percibida por sus compañeros. Se analizan diferentes aspectos del trabajo desarrollado dentro del grupo, como son el esfuerzo efectivo realizado, su participación, la organización del grupo, la cohesión, la comunicación y la percepción global de su implicación en el trabajo y el aprendizaje cooperativo. Se observa que los estudiantes perciben que su aportación es mayor que la percibida por sus compañeros, aunque encontramos ligeras diferencias en función de los aspectos analizados.

Palabras clave

aprendizaje cooperativo, interdisciplinariedad, aprendizaje basado en problemas (ABP), educación superior

1. Introduction

Our objective is to study the cooperative learning developed in an activity that applies problem-based learning (PBL) with students of the Business Administration and Management degree at the Faculty of Economic and Business Sciences of Albacete, University of Castilla-La Mancha (UCLM), Spain.

PBL, applied to multidisciplinary activities, is an appropriate technique for reaching the objectives of competency development, such as individual responsibility, autonomous work, leadership, commitment to the group, etc.

Moreover, we analyse the perception that students have of the work carried out in the group in comparison to the perception that their team-mates have of their contribution to the group. The results obtained show that the perception of the students in relation to the contribution they make to the group is greater than that actually observed by the rest of the members of the group.

In our view, it is important to contrast the self-evaluation of the student with that received from the group in order to validate this teaching method in university practices. One of the constant complaints of the students in relation to group work is its impact on the final grade of the subject, since they consider this to be negative; that is, they tend to perceive their contribution, and thus, their grade, as higher than the actual one, in terms of peer evaluation.

The rest of this work is structured in the following way: in the second section, we look at the background of cooperative learning, the third section describes the case in hand, and in the fourth section the methodology used is explained. Finally, the results obtained are analysed in the fifth section and, in the sixth, the main conclusions are highlighted.

2. Cooperative learning and problem-based learning methodology

This article studies cooperative learning framed in an activity developed using a PBL methodology. This type of learning actively involves the student in the process, which allows for an increase in their motivation. It stimulates the student to argue his/her contributions in debates with the rest of the group members. PBL is based on the consideration of a problem prepared or selected by the teacher, the resolution of which will demand that the students acquire and develop certain previously defined competencies. In this methodology, the teacher adopts the role of facilitator and not transmitter of knowledge (Jiménez et al., 2013), which means a change in the classic paradigm of the teaching-learning process.

Arias-Gundín (2008) and Domingo (2008) highlight the importance of the renovation of certain teaching methodologies in the new context of higher education, although they also point to the difficulties that their application involves. One of these difficulties is found in the precise definition of cooperative work and collaborative work; thus, while the former involves stricter and more formal direction by the teacher, collaborative work allows for a greater degree of student autonomy. However, the advantage of cooperative learning warrants its application in this case, since some control of the students' activities is an objective we deem expedient. In any case, these active methodologies improve the achievement of competencies (Pujolàs i Maset, 2009), as they combine the acquisition of knowledge with the development of capabilities, attitudes, skills, etc.; these are necessary competencies for professional performance. But these authors warn of the limitations and difficulties of applying active methodologies, and they highlight the considerable effort demanded of the teachers, the necessary change of attitude in the students, the lack of work habits on the part of teachers and students in this type of methodologies, etc.

Santillán and Siordía (2011) argue that this type of learning highlights the work carried out in the group, as well as the joint efforts between teachers and students, and they give special importance to the active and interactive participation of the students. Along similar lines, Jiménez et al. (2013) highlight the importance of this type of active work methodologies or learning strategies in order to develop professional competencies, like, for example, the capacity for effective communication and lifelong self-learning.

Much of the literature confirms the fact that students who work in cooperative groups have a greater sense of belonging to the group and become actively involved in the learning process, in contrast to what happens with other techniques or methodologies. In cooperative learning, the students must complete a task in which each individual should not only be concerned with his/her own learning, but also with that of the rest of his/her teammates.

According to Johnson and Johnson (1987), Lobato (1997), and Domingo (2008), for the work in a cooperative group to be effective, five basic components must be present: positive interdependence (“they are saved together or they drown together”), positive interaction (the members of the group encourage and support one another), individual demands or personal responsibility (with individual questions or tests), cooperative abilities (leadership, communication, conflict management, etc.) and, finally, self-analysis of the group’s functioning (to correct possible malfunctions).

For Echeita (1995), Johnson and Johnson (1989), Slavin (1990), and León del Barco and Latas (2007), three basic requirements must be met in order to be able to speak of cooperative learning:

- the existence of a task that must be carried out in a group
- the resolution of that task or problem
- that the group’s resources be sufficient to maintain and take forward its activity

This argument justifies the analysis developed in this research, given that a strategy of learning with cooperative groups fits perfectly with the adoption of a PBL methodology, according to the requirements described in the literature.

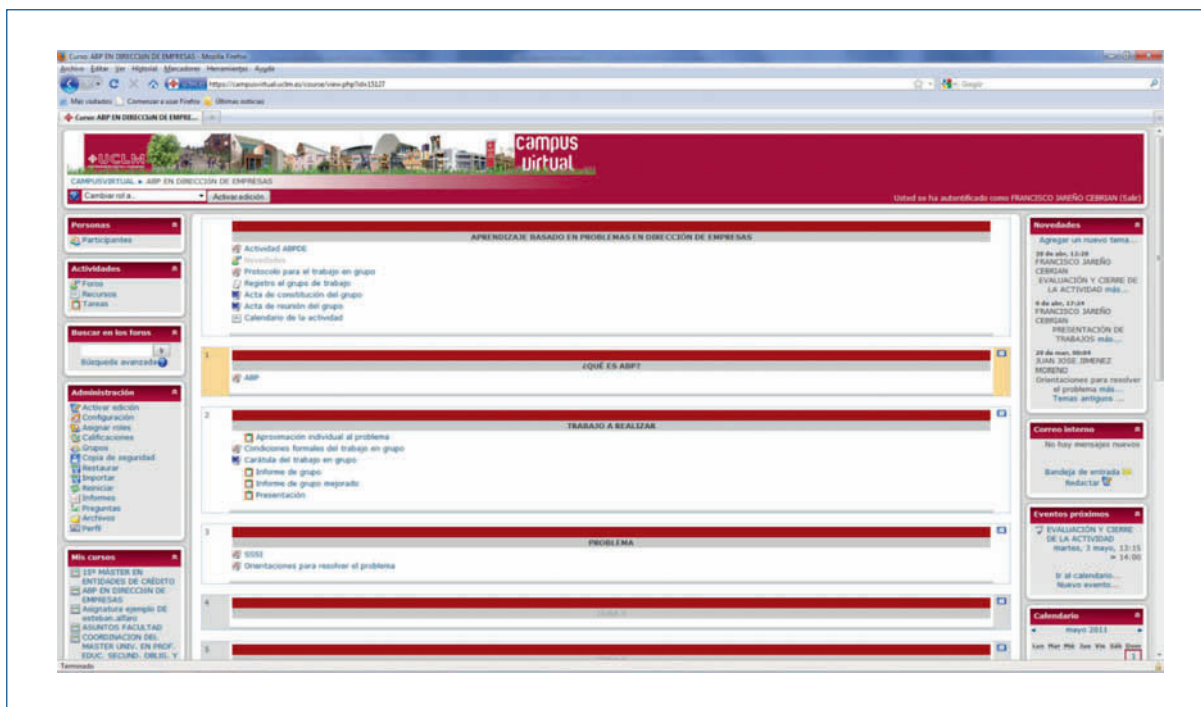
Indeed, Fernández et al. (2006) come to the conclusion that one of the elements most highly valued by the students that have followed a PBL approach is the cooperative work. Besides this, they also value the use of real problems and the creation of knowledge or, that is, of self-learning.

3. Description of the problem-based learning activity

The project presented in this article consists of an interdisciplinary activity across the areas of strategy, taxation, and finances, framed in a specialisation seminar for the bachelor’s degrees in Business Administration and Management and in Economics at the Faculty of Economic and Business Sciences of Albacete, UCLM.

The main objective of the activity is to employ a PBL methodology incorporating three subjects of the degree in Business Administration and Management: strategic management, taxation systems, and financial management, such that the complementarity of the content and competencies allows business problems to be tackled in a comprehensive way. Furthermore, in this article we specifically analyse the perception that the students have in relation to their contribution to the work carried out in cooperative groups.

Figure 1. View of the open virtual space on Moodle



The activity is organised into two face-to-face sessions of two hours (one with presentations and another with project exposition and closing) and autonomous work (first individually and then in the group) lasting twenty hours, guided through face-to-face and/or virtual tutorials, with support from the seminar's virtual space located on Moodle (see Figure 1).

In the first face-to-face meeting, the teacher informs the students about PBL, presents the way of working in a PBL activity, and highlights the main roles that the members of the cooperative working groups must fulfil. Finally, the formal aspects are communicated to the students (protocols, make-up of the group, meeting minutes, etc.), as is the activity's timetable, in which the timing of the work to be carried out is explained. Furthermore, there are two phases to the project:

- A *first phase of individual work*, from which an approach for tackling or solving the problem emerges. Escribano and Jareño (2013) identify the tasks that the student should carry out in this first phase, which involves identifying the problems that appear in the situation considered, dealing with the learning involved, and the abilities, skills, and competencies necessary for reaching alternative resolutions that each student, individually, should propose.
- A *second phase of group work*, through cooperative learning. From this phase a second report emerges, which shows the proposed solution to the problem that the working group considers. Escribano and Jareño (2013) show that the members of each group will debate the problems to be resolved, with cooperative work, since all of the members of the group should participate and contribute value. Thus, all of the members of the group should be capable of defending any part of the project and are responsible for the solution contributed in its entirety.

Escribano and Jareño (2013, p. 83) defend the idea that:

... the work methodology developed [...] highlights the importance of the students carrying out a first individual study and analysis of the problem, detecting and identifying what difficulties they find in the situation considered. On the individual level, each student should present a written report with an initial approach to the problem. In this way, the students will be able to take more from the second phase, which consists of group work (collaborative or cooperative). If the students have studied and evaluated previously and individually the problems of the situation considered, the group work will consist of sharing the individual analysis developed, as well as trying to find better solutions in a cooperative way.

Considering the work in two phases (one individual and another in-group) allows us to analyse what impact the group work has on the quality of the resolution of the problem. It is expected that such resolution will be considerably richer if the students take advantage of the group-work phase to cooperatively analyse all of the possible solutions and incorporate them into the final report.

With the conclusion of each phase, an evaluation of the work carried out is collected. This research focuses exclusively on analysing and evaluating the perception that each member has of the work carried out in the cooperative group, that is, the contribution of each student to the group work.

4. Methodology used to analyse the differences in perceptions of work contributed to the group

In order to analyse the perception that the students have of the work carried out in the group in comparison to the perception that the rest of the members have of their contribution to the group, different aspects of the group work are examined, such as effective work, participation, organisation of the group, cohesion, communication, and overall perception of their involvement in the cooperative work and learning.

To that end, we propose the use of a questionnaire evaluating the perception of the work of each member of the group (for the person in question as well as for the rest of the members). In accordance with the categories of evaluation proposed by Martín (2010), we therefore analyse qualitative variables (see Table 1).

This questionnaire shows the opinions of the students in relation to the *indicators* that gather information on these elements:

- *Work*: assessment of whether (or not) the student carries out the assigned tasks within the agreed time frame.
- *Participation*: analysis of the active participation of each student in the meetings and his/her sharing of information, knowledge, and experiences.
- *Organisation*: assessment of whether the student collaborates in the definition, organisation, and distribution of the group's tasks.
- *Cohesion*: assessment of whether the student gets involved in the achievement of the common agreements and objectives.
- *Communication and interaction abilities*: assessment of whether each student considers the points of view of the others and provides constructive feedback.

Each student evaluates these elements of the work carried out by each member of the group in the process of cooperative learning and of his/her own work, using a 5-point Likert scale, where 1 = not apt, 2 = needs improvement,

Table 1. Extract of the evaluation questionnaire used to analyse perceptions of the work contributed in the process of cooperative learning

INDICATORS	NOT APT (1)	NEEDS IMPROVEMENT (2)	ADEQUATE (3)	GOOD (4)	EXCELLENT (5)
WORK	Does not fulfil the tasks assigned	Partially fulfils the tasks assigned or is late	Has the results of the task assigned in the established time frame	The quality of the assigned task represents a notable contribution to the team	Fulfils the task assigned and his/her work guides and facilitates the work of the rest of the group
PARTICIPATION	Often absent and his/her presence is irrelevant	Intervenes very little and almost always at the request of others	In general, he/she is active and participative in the group meetings	Promotes participation with his/her interventions and improves the quality of the group's result	His/her contributions are fundamental to the process and the quality of the result
ORGANISATION	Does not fulfil the organisation and distribution of the tasks taken on	Limits him/herself to accepting the organisation of the work proposed by others but fulfils it	Participates in the planning, organisation, and distribution of the group work	He/she is organised and distributes the work efficiently	Boosts the organisation of the work taking advantage of the resources of the group members
COHESION	Is guided by his/her own objectives and does not contribute to those of the group	Finds it difficult to integrate his/her personal objectives with those of the group	Assumes the group objectives as his/her own	Promotes the clear definition of the objectives and the integration of the group around them	Mobilises and unites the group towards more demanding objectives. Because of this, the group stands out for its performance and quality
COMMUNICATION AND INTERACTION ABILITIES	Does not listen to team-mates' interventions, systematically disqualifies them and imposes his/her opinions	Does not listen much, does not ask questions, is not concerned with the opinion of the others. His/her interventions are redundant and undemanding	Accepts the others' opinions and knows how to share his/her point of view constructively	Boosts constructive dialogue and inspires the participation of the other group members	Integrates the opinions of the others into a higher perspective, maintaining a climate of collaboration and support

3 = adequate, 4 = good, and 5 = excellent. In the questionnaire, it is explained that each student "evaluator" should fill in the first column with his/her self-evaluation for the different indicators, and in the following columns he/she should evaluate the other members of the group and propose improvements.

In accordance with Amo and Jareño (2011), the data obtained from the aforementioned questionnaire is processed by creating a measure that allows us to analyse the perception that the team-mates have of the contribution of a student to the group, and if this differs from the perception or assessment that the evaluated student has of his/her own contribution.

We consider a variable called *dif*, which is defined as:

$$dif_j = Ev.teammates_j - Selfevaluation_j \quad (1)$$

where *dif_j* is the variable that shows the difference between the evaluation given by the team-mates on the work contributed to the group for each person *j* and his/her self-evaluation.

To obtain a measure of the team-mates' evaluation, an equally weighted mean of the assessments that the team-mates award to the evaluated student is calculated:

$$Ev.teammates_j = \frac{\sum_{i=1}^k Ev.teammates_j^i}{k} \quad (2)$$

Here, the variable $Ev.teammates_j^i$ refers to the evaluation that the student i of the group assigns to the student j analysed.

Thus, if (2) is incorporated into (1), in the end we have the following definition of the variable dif_j :

$$dif_j = \frac{\sum_{i=1}^k Ev.teammates_j^i}{k} - Selfevaluation_j \quad (3)$$

The interpretation of the value that this variable may take is:

- If $dif_j > 0$ → DIF POSIT → The team-mates have a perception of the work contributed to the group by the student analysed that is greater than that perceived by the student him/herself.
- If $dif_j = 0$ → DIF ZERO → The members of the working group perceive that the contribution of the student analysed to the group is exactly the same as what he/she assigns to him/herself.
- If $dif_j < 0$ → DIF NEGAT → The team-mates evaluate the work contributed by the student analysed with a lower score than that assigned by the student to him/herself.

The distribution of the variable allows us to discover if the students feel valued or not in the group.

5. Analysis of the results of differences in perceptions of work in cooperative groups

We take a sample of 48 students, divided into working groups of between 3 and 5 people, who participated in the same specialisation seminar held in the academic years 2010/11 (39 students) and 2011/12 (9 students). We propose to undertake an analysis of the total sample and of the sub-samples for the two academic years, just in case there are different patterns of behaviour.

Firstly, the statistical principles of the variable proposed in the study (dif_j) are shown, both for the total sample (Table 2, Panel A) and for the two sub-samples (Table 2, Panels B and C).

In Table 2, we find a pattern of behaviour that is repeated in the total sample and in the two sub-samples analysed, which can be summarised in the following results:

- *Work* indicator: the mean of the proposed variable (dif_j) is positive, which means that the assessment that the students award the person analysed is greater than that perceived by the student him/herself.
- *Participation, organisation, and overall assessment (total)*: the results obtained offer a mean of the variable dif_j that shows negative values in the three cases. Therefore, the students perceive that their contribution to the group is greater than that which the other team-mates award to their work in the process of cooperative learning.
- *Cohesion* indicator: shows a result that is very similar to the previous indicators, the values of the variable dif_j are negative for the total sample and for the first sub-sample (academic year 2010/11). However, the second sub-sample (academic year 2011-12) does not show any differences between individual self-evaluation and the evaluation made by the group.

Table 2. Statistical principles of the variable *dif*, which represents the difference between the perception of the team-mates and that of the individual student of the work contributed by each student.

Panel A: Total sample (academic years 2010/11 and 2011/12)

	WORK	PARTICIPATION	ORGANISATION	COHESION	COMMUNICATION	TOTAL
Mean	0.0059	-0.0451	-0.0219	-0.0087	-0.0177	-0.0889
Median	0.0000	0.0000	0.0000	0.0000	0.0000	-0.0250
Maximum	0.2500	0.2500	0.3000	0.3333	0.2500	1.2500
Minimum	-0.4000	-0.3500	-0.4000	-0.4000	-0.3000	-1.5500
Standard deviation	0.1255	0.1324	0.1483	0.1513	0.1188	0.5053
Skewness	-0.4638	-0.5472	0.0002	-0.5324	-0.1192	-0.7543
Kurtosis	4.3674	3.0801	3.0232	3.5741	3.2883	4.7725
Jarque-Bera test	5.4600	2.4086	0.0011	2.9266	0.2800	10.8353
Probability	0.0652	0.2999	0.9995	0.2315	0.8694	0.0044
Observations	48	48	48	48	48	48

Panel B: Academic year 2010/11

	WORK	PARTICIPATION	ORGANISATION	COHESION	COMMUNICATION	TOTAL
Mean	0.0051	-0.0427	-0.0162	-0.0107	-0.0231	-0.0850
Median	0.0000	0.0000	0.0000	0.0000	0.0000	0.0000
Maximum	0.2000	0.1333	0.3000	0.2000	0.2500	0.6000
Minimum	-0.4000	-0.3500	-0.4000	-0.4000	-0.3000	-1.5500
Standard deviation	0.1095	0.1119	0.1376	0.1330	0.0986	0.4272
Skewness	-0.9642	-1.1233	-0.2375	-1.1631	-0.2826	-1.5652
Kurtosis	6.7078	4.0234	3.7854	4.8299	4.4623	6.2811
Jarque-Bera test	28.3835	9.9030	1.3691	14.2352	3.9940	33.4195
Probability	0.0000	0.0071	0.5043	0.0008	0.1357	0.0000
Observations	39	39	39	39	39	39

Panel C: Academic year 2011/12

	WORK	PARTICIPATION	ORGANISATION	COHESION	COMMUNICATION	TOTAL
Mean	0.0093	-0.0556	-0.0463	0.0000	0.0056	-0.1056
Median	0.0000	-0.0833	-0.0833	0.0000	0.0000	-0.0833
Maximum	0.2500	0.2500	0.2500	0.3333	0.2500	1.2500
Minimum	-0.2500	-0.3333	-0.2500	-0.2500	-0.2500	-1.2500
Standard deviation	0.1884	0.2083	0.1959	0.2244	0.1898	0.7953
Skewness	0.0615	0.1075	0.5942	0.1223	-0.2603	0.0596
Kurtosis	1.5481	1.5576	1.8670	1.5999	1.5800	2.3354
Jarque-Bera test	0.7962	0.7975	1.0110	0.7575	0.8578	0.1710
Probability	0.6716	0.6712	0.6032	0.6847	0.6512	0.9181
Observations	9	9	9	9	9	9

- *Communication* indicator: offers results that also vary between the total sample and the first sub-sample and the second sub-sample. The dif_j mean is negative in the first case (the students value themselves above the grade assigned by the rest of the group members), whereas the value becomes slightly positive in the second case (each student evaluates him/herself exactly the same as his/her team-mates do)¹.

In order to confirm these results we can compare if the mean values studied are significantly different from zero or not, to be able to conclude if, indeed, the assessments awarded by the team-mates to the student analysed are different to those that the student assigns to him/herself.

The results are shown in Table 3:

Table 3. Comparison confirming if the mean of the variable dif_j is significantly different from zero

	WORK	PARTICIPATION	ORGANISATION	COHESION	COMMUNICATION	TOTAL
TOTAL	0.0059	-0.0451 ^a	-0.0219	-0.0087	-0.0177	-0.0889
SUB-1	0.0051	-0.0427 ^a	-0.0162	-0.0107	-0.0231	-0.0850
SUB-2	0.0093	-0.0556	-0.0463	0.0000	0.0056	-0.1056

^a $p < 0.05$

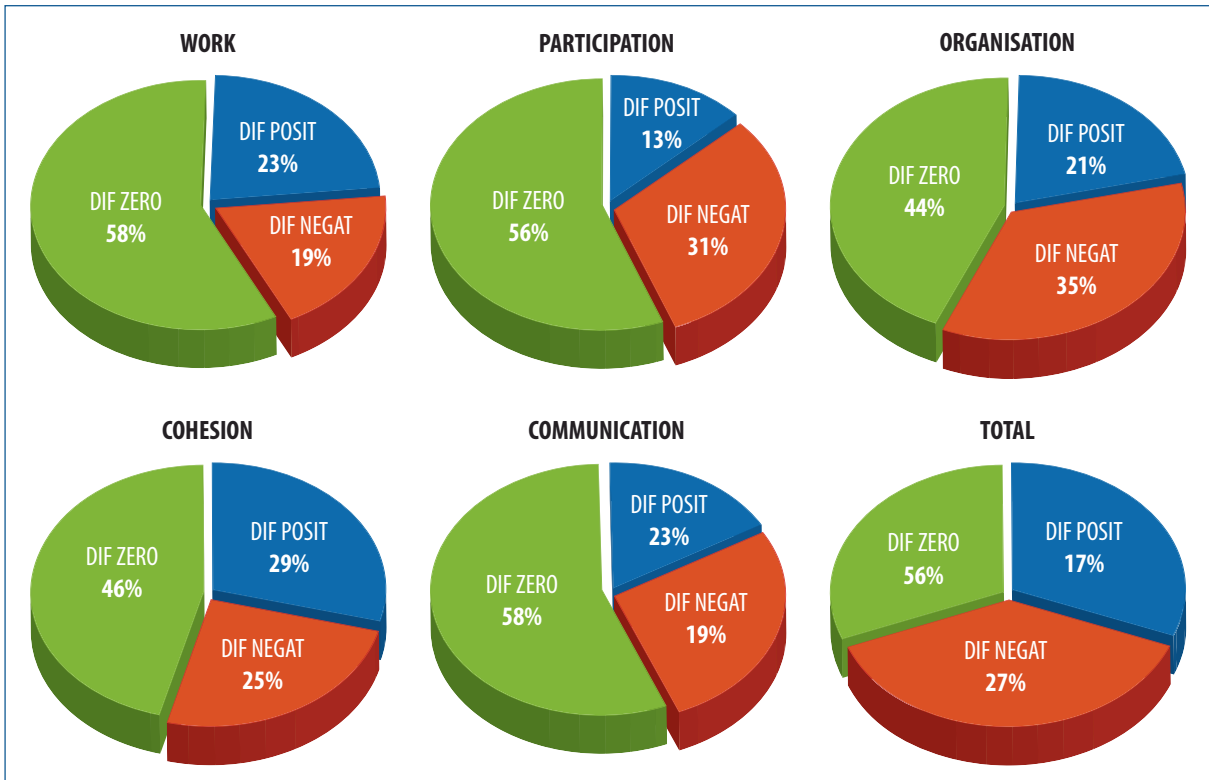
The comparisons carried out confirm that the most important differences are in the *participation* indicator. The students perceive their involvement in the work carried out during the process of cooperative learning as much greater than that contributed by the rest of the team-mates. This confirms the general belief that most of the students have, which is that, in group work, it is perceived that the work carried out individually may be being taken advantage of by the group's so-called "parasites". These students contribute "little" to the group, but they obtain the same reward as the rest of the team-mates (unless these malfunctions are intercepted by the team-mates and/or by the teacher).

The results obtained are shown graphically in Figure 2, distinguishing between the total sample (Panel A) and the two sub-samples (Panels B and C).

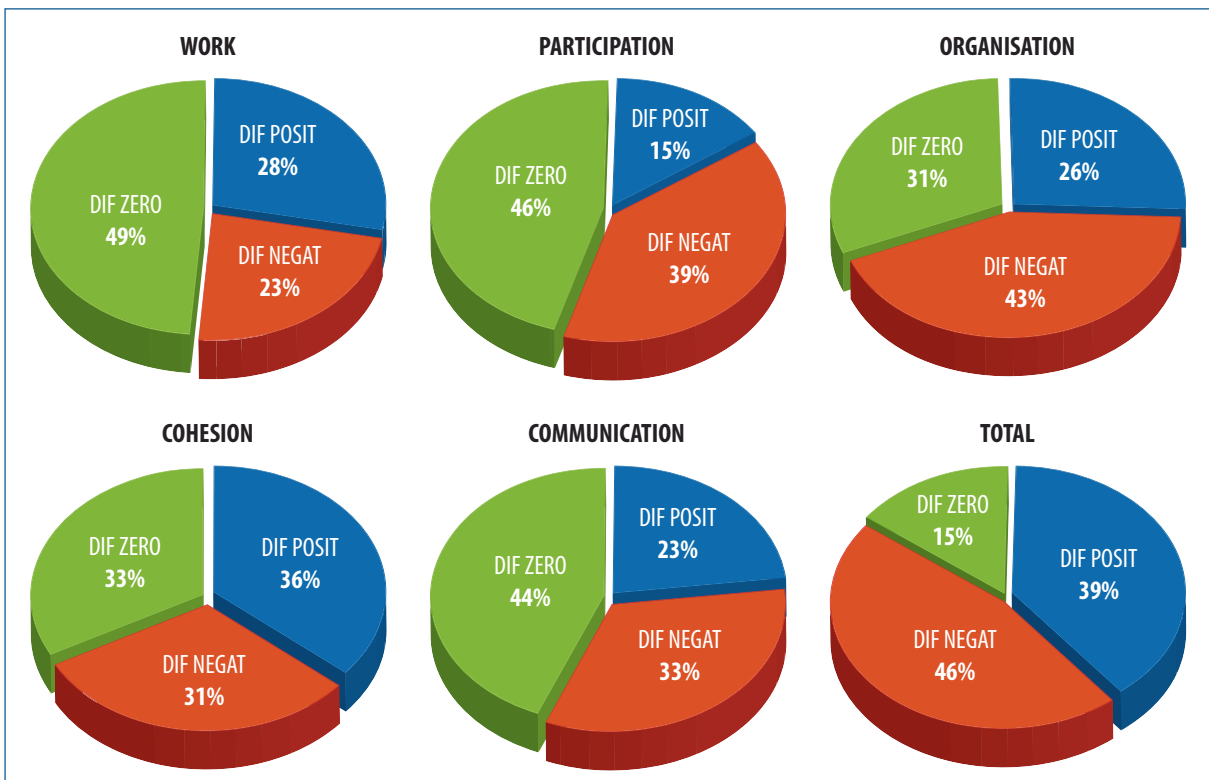
1. The results of the second sub-sample must be taken cautiously, due to the small number of questionnaires.

Figure 2. Percentage distribution of the differences between the perception of the group members and that of the student in relation to his/her contribution to the group

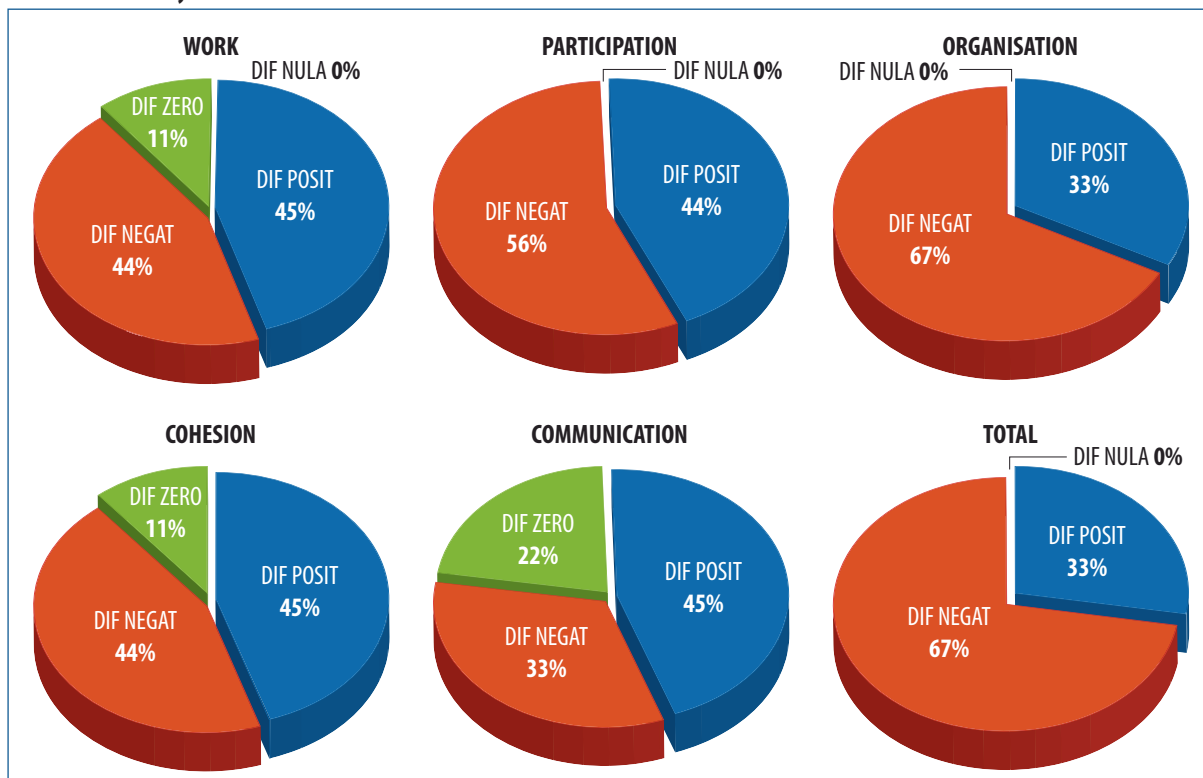
Panel A: Total sample (academic years 2010/11 and 2011/12)



Panel B: Academic year 2010/11



Panel C: Academic year 2011/12



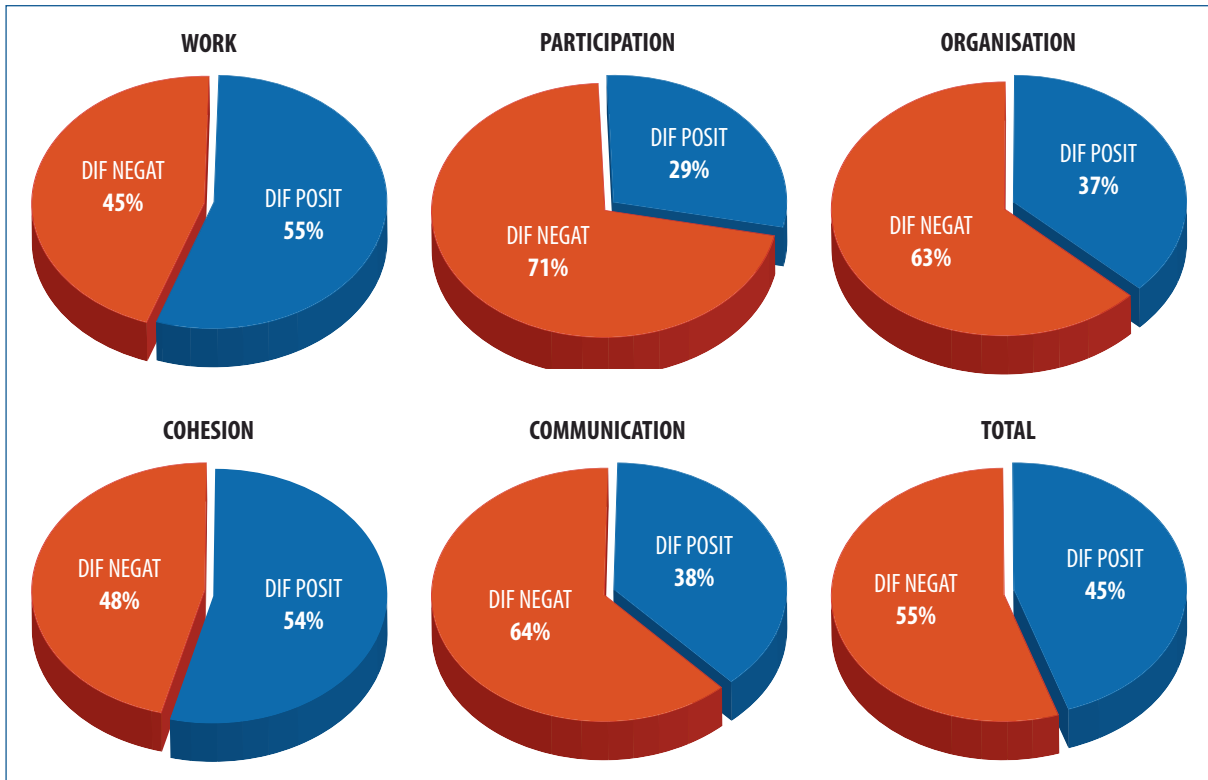
Since the fundamental objective of this work consists in analysing if (significant) differences exist between the student's perception of work contributed to the group and the perception his/her team-mates have of said contribution, we exclude those zero differences found, when both evaluations coincide. Thus, Figure 3 reproduces the information shown in Figure 2, but eliminating DIF ZERO ($dif_j = 0$).

Regarding the differences, both of the total sample and of the sub-samples:

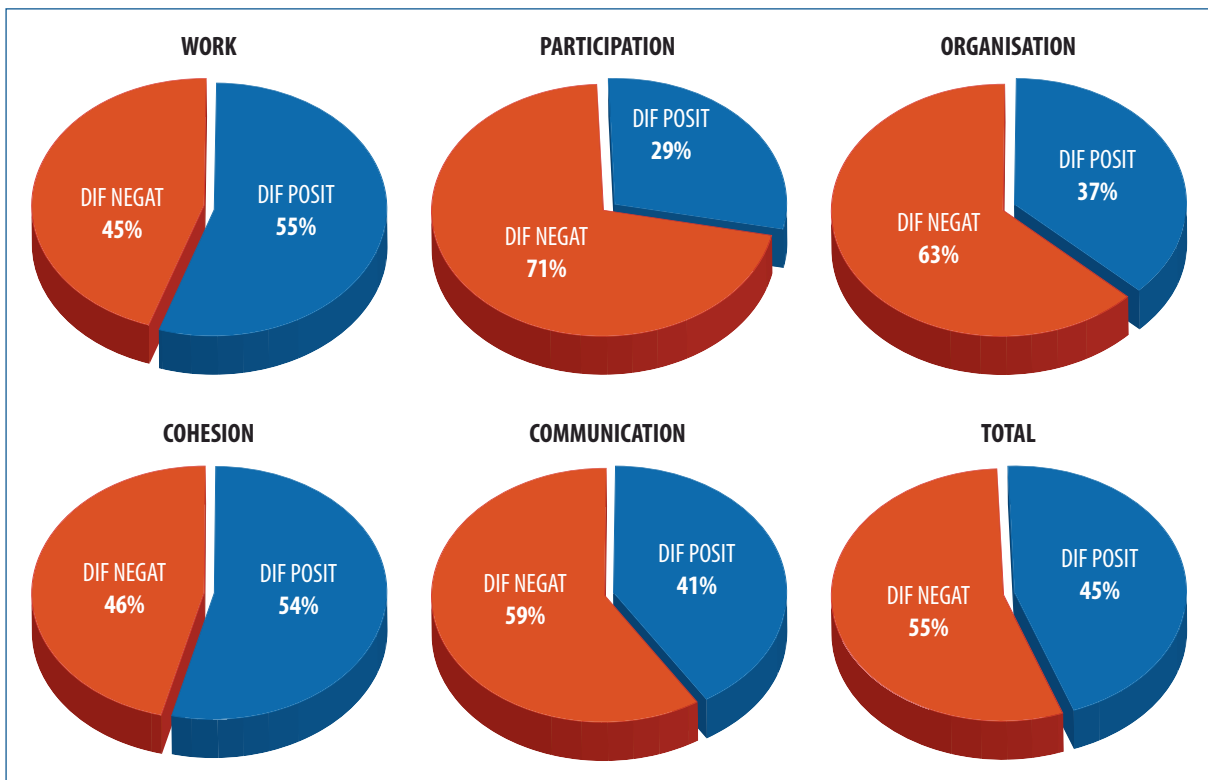
- In relation to *participation*, *organisation*, and *total (overall assessment)*, similar results are found in the total sample and in the two sub-samples, which can be summarised in higher percentages of DIF NEGAT than those found for DIF POSIT. According to this, the students perceive that their involvement in the participation, organisation and, in general, in the work undertaken in the process of cooperative learning in the group has been higher than that assessed by the rest of the students in the group.
- On analysing the *communication* indicator, we observe a different pattern of behaviour between, on the one hand, the total sample and the first sub-sample (Panels A and B), and on the other hand, the sub-sample corresponding to academic year 2011/12 (Panel C). In the first case, the measure identified as DIF NEGAT offers higher percentages than that of DIF POSIT, which means that the students perceive a greater individual contribution to the group than that perceived by the group itself. However, the second sub-sample shows the opposite result; here, it is the variable DIF POSIT which offers a higher percentage (57%).
- Finally, in relation to *work* and *cohesion*, the total sample and the 2010/2011 sample show some differences between the percentages found in the measure DIF POSIT (approximately 45%) and DIF NEGAT (approximately 55%). However, the sub-sample from academic year 2011/12 (Panel C) offers the same percentage for both measures.

Figure 3. Percentage distribution of the differences between the perception of the group members and that of the student in relation to his/her contribution to the group

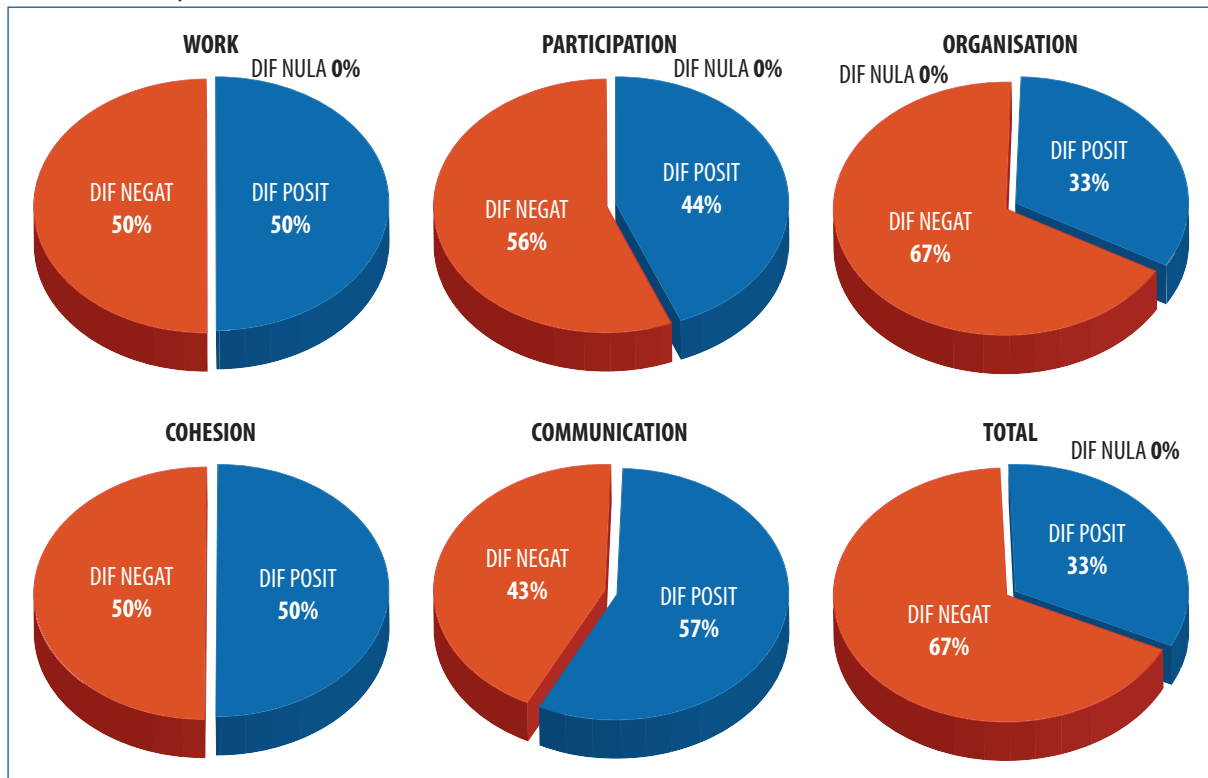
Panel A: Total sample (academic years 2010/11 and 2011/12)



Panel B: Academic year 2010/11



Panel C: Academic year 2011/12



6. Conclusions

The new bachelor's degrees have entailed a change of model that involves the introduction of new instruments for the evaluation of competency acquisition. One of the most commonly fostered cross-disciplinary competencies is group work (capacity for teamwork, leading, directing, planning, and supervising multidisciplinary and multicultural teams). It is therefore relevant to find out the opinion of the students on the suitability of the evaluation instrument and the fairness of the result.

In this paper, we have applied a measure of evaluation that allows us to analyse the members' perception of their own contribution to cooperative learning in relation to that perceived by their team-mates, analysing different elements: the effective work carried out, their participation, the organisation within the group, cohesion, communication, and overall perception of their involvement in the cooperative work and learning (*total or overall assessment*).

The results obtained allow us to assert that the students perceive that their contribution to the group work is greater than that observed by their team-mates, although slight differences are found depending on the elements analysed. This perception is much more striking when we analyse the total sample and, fundamentally, when we study the indicators of *participation, organisation, communication, and overall assessment (total)*.

Consequently, these results would lead us to revise the weight of group work in the final grade of the student. Nevertheless, the reduction of its weight does not resolve the problem of the acceptance of the method by the students; hence, we consider that the essential issue is to consider improving the process of cooperative work, aiming for the convergence of the self-evaluations and those made by the group. The key, in our view, is to introduce

mechanisms that give more visibility to the individual contribution, with improvements in the follow-up of the meeting minutes, for example.

References

- Amo, E., & Jareño, F. (2011). Self, peer and teacher assessment as active learning methods. *Research Journal of International Studies*, 18, 41-47. Retrieved from http://www.eurojournals.com/RJIS_18_05.pdf
- Arias-Gundín, O., Fidalgo, R., & García, J. N. (2008). El desarrollo de las competencias transversales en Magisterio mediante el aprendizaje basado en problemas y el método del caso. *Revista de Investigación Educativa*, 26(2), 431-444. Retrieved from <http://revistas.um.es/rie/article/view/94011/90631>
- Domingo, J. (2008). El aprendizaje cooperativo. *Cuadernos de Trabajo Social*, 21, 231-246. Retrieved from <http://revistas.ucm.es/index.php/CUTS/article/view/CUTS0808110231A/7531>
- Echeita, G. (1995). El aprendizaje cooperativo. Un análisis psicosocial de sus ventajas respecto a otras estructuras de aprendizaje. In P. Fernández & A. Melero (Eds.). *La interacción social en contextos educativos* (pp. 175-190). Madrid: Siglo XXI.
- Escribano, F., & Jareño, F. (2013). Aplicación de la metodología ABP en el Máster Universitario en Consultoría y Asesoría Financiera y Fiscal. In E. Farinós & A. Escribano (Eds.). *Experiencias de innovación educativa en finanzas* (pp. 73-87). Valencia: Tirant Lo Blanch.
- Fernández, M., García, J. N., De Caso, A., Fidalgo, R., & Arias, O. (2006). El aprendizaje basado en problemas. Revisión de estudios empíricos internacionales. *Revista de Educación*, 341, 397-418. Retrieved from http://www.revistaeducacion.mec.es/re341/re341_17.pdf
- Jiménez, J. J., Lagos, M. G., & Jareño, F. (2013). El Aprendizaje Basado en Problemas como instrumento potenciador de las competencias transversales. *E-pública. Revista electrónica sobre la enseñanza de la Economía Pública*, 13, 44-68.
- Johnson, D. W., & Johnson, R. (1987). *Learning together and alone*. Englewood Cliffs, NJ: Prentice Hall.
- Johnson, D. W., & Johnson, R. (1989). *Cooperation and competition*. Edina, MN: Interaction Book Company.
- León del Barco, B., & Latas Pérez, C. (2007). La formación en técnicas de aprendizaje cooperativo del profesor universitario en el contexto de la convergencia europea. *Revista de Psicodidáctica*, 12(2), 269-278. Retrieved from <http://www.ehu.es/ojs/index.php/psicodidactica/article/view/224/220>
- Lobato, C. (1997). Hacia una comprensión del aprendizaje cooperativo. *Revista de Psicodidáctica*, 4, 59-76. Retrieved from <http://www.ehu.es/ojs/index.php/psicodidactica/article/view/58/58>
- Martín, T. (2010). *Autoevaluación grupal del proceso de aprendizaje e informe de los resultados*. Plan de Acogida y Formación de los Estudiantes de 1.º de Grado. Retrieved from http://www.uclm.es/organos/vic_ordenacionacademica/uie/plan_acogida_formacion.htm
- Pujolàs i Maset, P. (2009). La calidad en los equipos de aprendizaje cooperativo. Algunas consideraciones para el cálculo del grado de cooperatividad. *Revista de Educación*, 349, 225-239. Retrieved from <http://www.revistaeducacion.mec.es/re349/re349.pdf>
- Santillán, F., & Siordia, S. (2011). El aprendizaje basado en problemas como propuesta educativa para las disciplinas económicas y sociales apoyadas en el B-learning. *Revista Iberoamericana para la Investigación y el Desarrollo Educativo*, 7, 1-28. Retrieved from <http://www.ride.org.mx/docs/publicaciones/07/07-072011.pdf>
- Slavin, R. E. (1990). *Cooperative learning. Theory, research and practice*. Englewood Cliffs, NJ: Prentice Hall.

About the authors

Francisco Jareño

Francisco.Jareno@uclm.es

Department of Economic Analysis and Finance, Faculty of Economic and Business Sciences, University of Castilla-La Mancha (UCLM), Spain

Francisco Jareño is a university lecturer and carries out his research in the area of Finance, specifically in the study of the term structure of interest rates and volatilities. Moreover, he participates in several teaching and educational research innovation projects on evaluation techniques and teaching methodologies.

Juan José Jiménez

Juan.Jimenez@uclm.es

Department of Business Management, University of Castilla-La Mancha (UCLM), Spain

Juan J. Jiménez is a senior lecturer in the area of Business Organisation, and his line of research focuses on entrepreneurship, business results, and entrepreneurial training, as well as the transfer of new teaching methodology.

M. Gabriela Lagos

Gabriela.Lagos@uclm.es

Department of Political Economy and Public Finance, Economic and Business Statistics and Economic Policy, University of Castilla-La Mancha (UCLM), Spain

M. Gabriela Lagos is a university lecturer and specialist in business taxation. She participates in several projects on the impact of taxation on the creation of companies, as well as others dealing with problem-based learning (PBL) as a teaching method.

University of Castilla-La Mancha
Plaza de la Universidad, 1
02071 Albacete
Spain

Original title [Aprendizaje cooperativo en educación superior: diferencias en la percepción de la contribución al grupo](#)



The texts published in this journal are – unless indicated otherwise – covered by the Creative Commons Spain Attribution 3.0 licence. You may copy, distribute, transmit and adapt the work, provided you attribute it (authorship, journal name, publisher) in the manner specified by the author(s) or licensor(s). The full text of the licence can be consulted here: <http://creativecommons.org/licenses/by/3.0/es/deed.en>

